

POETRY

- Read it THREE times

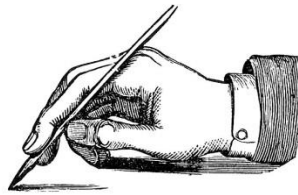


1. To get a feel for the piece
 2. To begin understanding and annotations
 3. To check understanding and complete annotations
- Notice things like rhyme/other sound techniques, punctuation, capitalization, and word choice
 - Look up words you don't know (both in the question and in the passage)
 - DO NOT give up! KEEP TRYING!!

NON-FICTION

- ACTIVELY read!!

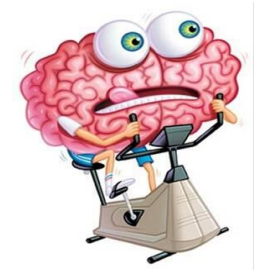
That means mark and annotate things you know to be important!



THINGS LIKE...



1. Main ideas
2. Key facts and details
3. Inferences
4. Charts, Pictures, Etc.

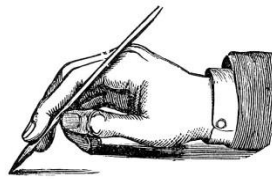


- Notice the structure
- Look up words you don't know (both in the question and in the passage)
- DO NOT give up just because it doesn't interest you!
GIVE IT YOUR BEST EFFORT!!

NARRATIVE

- ACTIVELY read!!

That means mark and annotate things you know to be important!



THINGS LIKE...

Plot Diagram



www.thoughtco.com | copyright © 2013 Dutch Renaissance Press

1. Plot elements

2. Key characters and details

3. Inferences

4. Summary

Plot Diagram



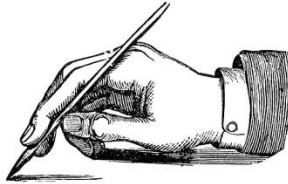
www.thoughtco.com | copyright © 2013 Dutch Renaissance Press

- Notice things word choice and imagery
- Look up words you don't know (both in the question and in the passage)
- Think DEEPLY with this type of text. Students typically feel most comfortable with narratives, but constantly miss questions about them because they RUSH through.

DRAMA

- ACTIVELY read!!

That means mark and annotate things you know to be important!



THINGS LIKE...



1. Plot elements
2. Key characters and details
3. Inferences
4. Stage Directions




- Try to see the big picture and imagine it being acted out on stage or in a movie.
- Look up words you don't know (both in the question and in the passage)

PERSUASIVE

- ACTIVELY read!!

That means mark and annotate things you know to be important!



THINGS LIKE...

1. Central Argument
2. Support and structure of the argument



3. Appeals and fallacies

4. Audience

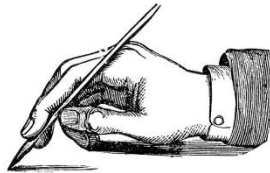
5. Inferences



- Notice what the author is trying to do and how they are trying to do it.
- Look up words you don't know (both in the question and in the passage)

QUESTIONS

- Mark the question for understanding



THINGS LIKE...



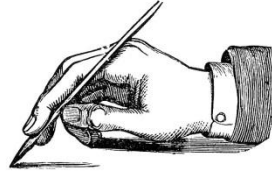
1. Key words
2. Vocabulary
3. Notes for understanding



- You **MUST** understand the question to answer it!
 - Read it at least **TWICE** before answering.

ANSWERS

- Read and justify all answers!



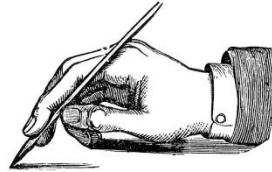
THINGS LIKE...

1. Mark out obviously wrong from the beginning
2. Go back to the text and support answers with reasoning
3. Remember only one is BEST
4. Continually review the question to make sure the answer choice actually answers it.
5. Select answer ONLY after consulting the text



PLAN

- Make a plan for how you will accomplish your Reading Benchmark to the BEST of your ability.



THINGS LIKE...

1. Your goals on how you will read the passages
2. Your plan of attack on the questions/answers
3. How you will ensure you are taking your time.



Type of text	Notes
Poetry	
Non-Fiction	
Narrative	
Drama	
Persuasive	